

CITYCARGO™





SINGLE-WALL ALUMINUM DOOR


DESIGNED FOR THE SHORT HAUL, BUILT FOR THE LONG.

Trucks that earn their keep on city streets need an overhead door that can keep up with the special demands of short-haul performance. The constant ups and downs. The unpredictable weather. The hard knocks of heavy traffic and harsh road conditions.

That's why TODCO developed CityCargo™ over fifteen years ago. And it's one extruded aluminum overhead door, specifically designed for short-haul applications, that has proven itself over the long haul of heavy service.

CityCargo has no traditional hinges. Rather, the panels interlock to provide a tighter fit to keep the elements at bay. Combine this with no bolt-thrus, no exterior rivets and smooth aluminum extrusions, and you have a door that's better suited for the application of decals and other graphics.

And last but not least, CityCargo has all the benefits of aluminum. Its single-wall, extruded panels are lightweight, moisture-proof and tough. An investment in a CityCargo door is a small premium to pay for an overhead door that holds up to the hard knocks of short-haul service.




Continuous hinge panel joints are uniquely designed to shed the elements outside, provide maximum cargo protection inside.

Continuous hinge is built in for smooth door operation, strength and easy maintenance.

Single counterbalance spring for effortless operation.


Variety of panel lengths available up to 90". Ideal for rear and side door applications.



Aircraft quality 7 x 19 stainless steel cables.

Minimum maintenance because only the rollers and counterbalance spring need periodic lubrication.

Belted rubber side seals for longer life, premium performance.



Galvanized steel vertical track assembly requires only 2" of side room.



No thru rivets for a smooth, automotive quality paint or decal-ready exterior.

Interlock panels require no hinges, reducing lubrication maintenance.

1" roller for easy operation.

Single-wall panels are a single aluminum extrusion, with no welded joints to crack or corrode. Panel widths of 5½" and 6½" available.

Replaceable two-lip bottom seal for increased weather protection.

Powder-coated (white) exterior finish is available.

Two-point slam lock for fast opening and closing of door.



OPTIONAL EQUIPMENT


• 1" sealed or precision rollers



• Brush side and head seals



• Heavy-duty Maximum Security lock



1332 Fairground Road East
Marion, Ohio 43302
(740) 383-6376

NOT JUST TOUGH...TODCO-TOUGH.
www.todco.com

For new orders and order inquiries, fax 1-800-24-TODCO (1-800-248-6326).
TODCO reserves the right to change product specifications at any time without notice.